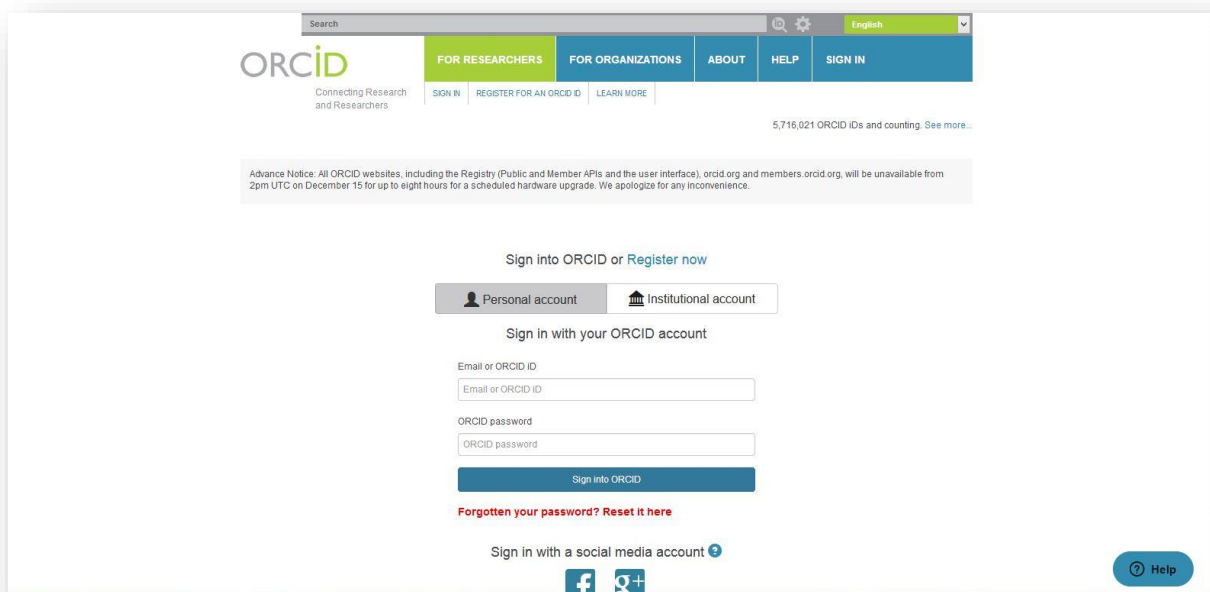


# HOW TO REGISTER ORCID ID

**About ORCID:** ORCID stands for Open Researcher & Contributor ID. It is an international, interdisciplinary non-profit organization allowing researchers to attain a unique and persistent digital identifier. A key benefit of ORCID is that it helps solve name ambiguity in research and scholarly communications by creating a central registry of unique identifiers for individual researchers.

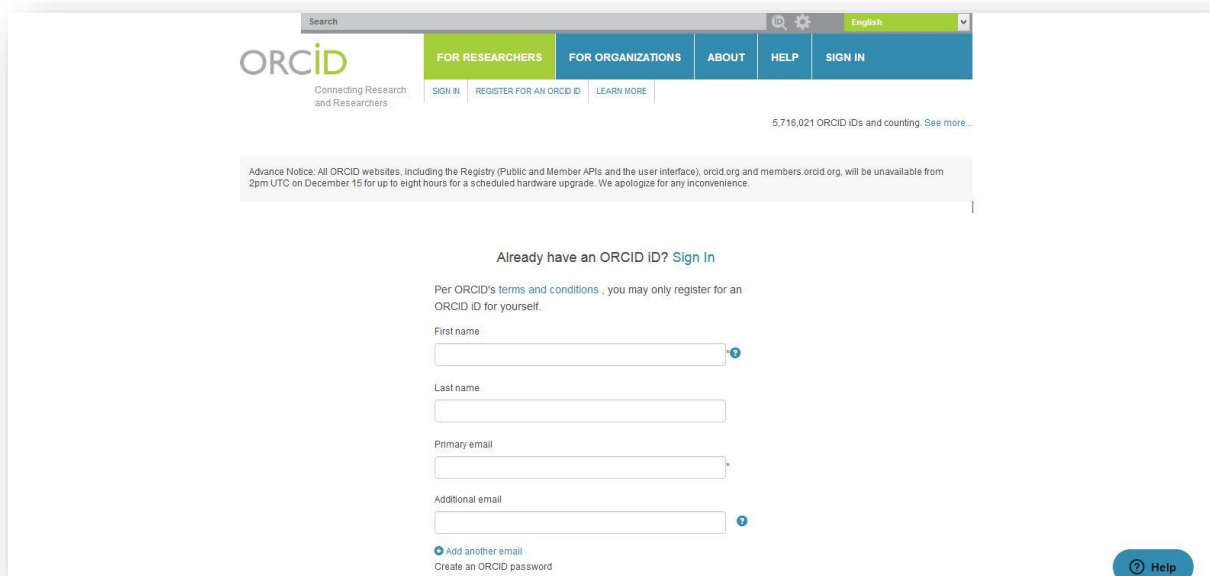
1. Go to this link

<https://orcid.org/signin>



The screenshot shows the ORCID.org sign-in page. At the top, there is a search bar and a language dropdown set to 'English'. The main navigation bar includes 'FOR RESEARCHERS', 'FOR ORGANIZATIONS', 'ABOUT', 'HELP', and 'SIGN IN'. Below the navigation bar, there is a 'SIGN IN' button and a 'REGISTER FOR AN ORCID ID' button. A notification banner at the top right states '5,716,021 ORCID IDs and counting. See more...'. A central notice reads: 'Advance Notice: All ORCID websites, including the Registry (Public and Member APIs and the user interface), orcid.org and members.orcid.org, will be unavailable from 2pm UTC on December 15 for up to eight hours for a scheduled hardware upgrade. We apologize for any inconvenience.' The main content area is titled 'Sign into ORCID or Register now' and offers two options: 'Personal account' (selected) and 'Institutional account'. Below this, it says 'Sign in with your ORCID account' and provides two input fields: 'Email or ORCID ID' and 'ORCID password'. A 'Sign into ORCID' button is positioned below the password field. A link for 'Forgotten your password? Reset it here' is located below the button. At the bottom, there is a 'Sign in with a social media account' section with icons for Facebook and Google+, and a 'Help' button in the bottom right corner.

2. Select "Register now" and fill out the requested information and select "Authorize." (Note, before you proceed with the six steps, verify your email address. Go to your mailbox and find the email with the subject line "[ORCID] Thanks for creating an ORCID iD." Open the email and select "Verify your email address.")



The screenshot shows the ORCID registration page. At the top, there is a search bar and a language dropdown set to "English". The navigation menu includes "FOR RESEARCHERS", "FOR ORGANIZATIONS", "ABOUT", "HELP", and "SIGN IN". Below the navigation, there are links for "SIGN IN", "REGISTER FOR AN ORCID ID", and "LEARN MORE". A status bar indicates "5,716,021 ORCID iDs and counting. See more...". An "Advance Notice" banner states that ORCID websites will be unavailable from 2pm UTC on December 15 for a hardware upgrade. The main content area asks "Already have an ORCID ID? [Sign In](#)". Below this, it says "Per ORCID's terms and conditions, you may only register for an ORCID ID for yourself." The registration form includes fields for "First name", "Last name", "Primary email", and "Additional email". There are "Add" icons next to the first and additional email fields. At the bottom, there are links for "Add another email" and "Create an ORCID password". A "Help" button is located in the bottom right corner.

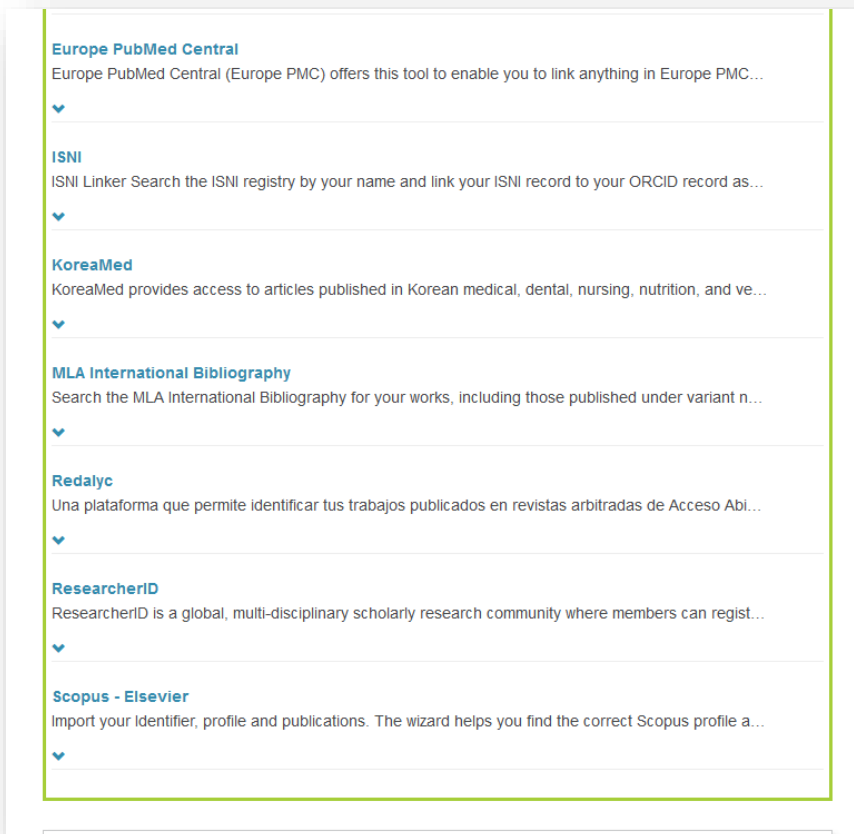
### 3. Update your publication by using 'Works' link

The screenshot displays a researcher's profile page with the following sections:

- Employment:** Source: wardah nazihah. Preferred source.
- Education and qualifications (1):** Add qualification, Add education, Sort. Universiti Teknologi MARA: Shah Alam, Selangor, MY. 2004-01-01 to 2007-01-01 | Degree in Library Science. Education. Source: wardah nazihah. Preferred source.
- Invited positions and distinctions (0):** Add invited position, Add distinction, Sort. You haven't added information to this section yet; add a distinction or an invited position now.
- Membership and service (0):** Add service, Add membership, Sort. You haven't added information to this section yet; add a membership or a service now.
- Funding (0):** Add funding, Sort. You haven't added any funding, add some now.
- Works (6 of 6):** Add works, Export works, Bulk edit, Sort. A dropdown menu is open showing: Search & link, Import BibTeX, Add manually. Analysis Foto Jurnalistik Bencana Gunung Sin... Wardah. 2017-09 | Journal-article. DOI: 10.19109/wardah.v18i1.1433. Part of ISSN: 2503-3050. Source: CrossRef Metadata Search. Preferred source.
- Analysis Metode Tafsir Muhammad Ash-Shabuni dalam Kitab rawâiu' al-Bayân**

**Left sidebar:**

- Display your iD on other sites
- Public record print view
- Get a QR Code for your iD
- Also known as
- Country: Malaysia
- Keywords
- Websites: Mendeley profile
- Other IDs: ResearcherID: D-1188-2018
- Emails: wno@umt.edu.my



## 6. The End